

# POKÉMON

TRADING CARD GAME



## Pokémon Trading Card Game Rules



## Contents

Become a Pokémon Master! .....	3
Pokémon TCG Basic Concepts .....	3
How to Win .....	3
Energy Types .....	4
Parts of a Pokémon Card .....	5
3 Card Types .....	6
Zones of the Pokémon TCG .....	7
Playing the Game .....	8
How to Win the Game .....	8
Setting Up to Play .....	8
Parts of a Turn .....	9
Turn Actions .....	10
Special Conditions .....	15
Pokémon Leagues and Trainer Kits .....	17
Advanced Rules .....	18
Full Details of Taking a Mulligan .....	18
What Counts as an Attack? .....	19
Full Details of Attacking .....	20
What if You Should Draw More Cards than You Have? .....	21
What if Both Players Win at the Same Time? .....	21
What's Sudden Death? .....	21
What Does and Doesn't Count for a Pokémon's Name? .....	21
Deck Building .....	22
Appendix A: Prism Star Cards .....	23
Appendix B: Unidentified Fossil .....	23
Appendix C: Pokémon-GX .....	24
Special rules for Pokémon-GX .....	24
Appendix D: Ultra Beasts .....	25
Appendix E: Alolan Pokémon .....	25
Appendix F: Dual-Type Pokémon .....	26
Appendix G: BREAK Evolution .....	26
Special Rules for Pokémon BREAK .....	26
Appendix H: Ancient Traits .....	27
Appendix I: Team Flare Hyper Gear .....	27
Appendix J: Pokémon-EX .....	28
Special Rules for Pokémon-EX .....	28
Appendix K: Mega Evolution Pokémon .....	29
Special Rules for Mega Evolution Pokémon .....	29
Appendix L: Team Plasma Cards .....	30
Appendix M: ACE SPEC Trainer Cards .....	30
Appendix N: Restored Pokémon .....	31
Key Restored Pokémon Notes .....	31
Glossary .....	32



You are a Pokémon Trainer! You travel across the land, battling other Trainers with your Pokémon, creatures that love to battle and that have amazing powers!

## BECOME A POKÉMON MASTER!

These rules will tell you everything you need to play the Pokémon Trading Card Game. Your deck of cards represents your Pokémon as well as items and allies that help you on your adventures.

Trading card games are strategy based and use collectible cards to let each player customize their game. The best way to learn to play the Pokémon TCG is with a Trainer Kit. This has two ready-to-play 30-card decks that walk you through the game, step by step. From there, try a theme deck to get an idea of the different kinds of decks out there. You can also try Battle Arena Decks, which offer two ready-to-play 60-card decks designed to go head to head for an intense battle!

Once you're ready, you can start building your collection of cards with Pokémon TCG booster packs. Trade with your friends for the strongest Pokémon, or collect all your favorites! Then, build your own 60-card deck, play with your friends, and show off your own personal Pokémon team!

## POKÉMON TCG BASIC CONCEPTS

### HOW TO WIN

In the Pokémon TCG, your Pokémon battle your opponent's Pokémon. The first player to take all of their Prize cards wins! Also, if your opponent has no Pokémon left in play, or no cards left to draw at the beginning of their turn, you win the game!





## ENERGY TYPES

Pokémon Knock Out opposing Pokémon by using attacks or Abilities. To power their attacks, Pokémon need Energy cards. The Pokémon TCG has 11 Energy types, and you will find Pokémon matching all 11 types in the game.

Each Energy type powers different attacks. Find the ones that match your personality! The Energy types are the following:



### GRASS

Grass-type Pokémon often have attacks that heal themselves or leave their opponents Poisoned.



### FIRE

Fire-type Pokémon have big attacks! They can leave their opponents Burned, but their attacks need time to build up again.




### WATER

Water-type Pokémon can manipulate Energy and move Pokémon around on the other team.



### LIGHTNING

Lightning-type Pokémon can bring back used Energy from the discard pile—and they can leave their opponents Paralyzed.



### PSYCHIC

Psychic-type Pokémon are great for special powers! Their opponents often find themselves Asleep, Confused, or Poisoned.



### FIGHTING

Fighting-type Pokémon can take bigger risks to do extra damage, and some can flip coins for combination hits.



### DARKNESS

Darkness-type Pokémon feature sneaky attacks that often make opponents discard cards!



### METAL

Metal-type Pokémon can resist attacks for longer than most other Pokémon.



### FAIRY

Fairy-type Pokémon have tricks that will make opposing Pokémon's attacks less effective.



### DRAGON

Dragon-type Pokémon have very strong attacks, but often require two Energy types to use them.

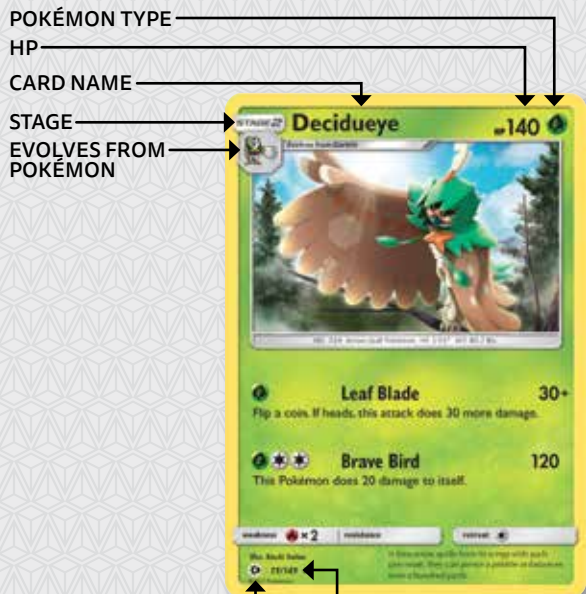


### COLORLESS

Colorless-type Pokémon have lots of different moves, and they work with any kind of deck.



## PARTS OF A POKÉMON CARD



EXPANSION SYMBOL →

COLLECTOR CARD NUMBER →





## 3 CARD TYPES

You'll find 3 different types of cards in the Pokémon TCG:

### Pokémon

Of course the most important cards are Pokémon!

Most of these cards are Basic Pokémon, Stage 1 Pokémon, or Stage 2 Pokémon. Stage 1 and Stage 2 Pokémon are also called Evolution cards. Look at the upper-left corner and you will see the Pokémon's Stage and the Pokémon it evolves from, if any.



### Energy Cards

Most of the time, Pokémon can't attack without Energy cards! You'll need to match the symbols of the attack cost to the Energy card, but any type of Energy can be used for ⚡.



### Trainer Cards

Trainer cards represent the Items, Supporters, and Stadiums a Trainer can use in battle. You can see the specific Trainer subtype in the upper-right corner and any special rules for that subtype at the bottom of the card.



## ZONES OF THE POKÉMON TCG

### Hand

Each player draws 7 cards at the beginning of the game and keeps their own hand hidden. Cards you draw go into your hand. Players may not look at their opponent's hand unless a card says so.

### Prize Cards

Each player has their own Prize cards. Prize cards are 6 cards that each player sets aside, face down, from the top of their own deck while setting up to play. When you Knock Out an opposing Pokémon, you take one of your Prize cards and put it into your hand. If you're the first one to take your last Prize card, you win!

### In Play

The in-play zone is shared by the players. Each player has two sections, divided into two rows, for their Pokémon...



### Deck

Each player starts with their own deck of 60 cards to play the game. While both players know how many cards are in each deck, no one can look at or change the order of the cards in either player's deck unless a card says so.

### Discard Pile

Each player has their own discard pile. Cards taken out of play go to the discard pile, unless a card is played that says otherwise. Typically when a Pokémon is Knocked Out, it and any cards attached to it (such as Energy cards) are sent to its owner's discard pile.

### Active Pokémon

The top row of a player's in-play section is for the Active Pokémon. Each player starts with (and must always have) one Active Pokémon. Each player may have only one Active Pokémon at a time. If your opponent doesn't have any more Pokémon in play, you win the game!

### Bench

The bottom row of a player's in-play section is for the Benched Pokémon. Each player may have up to 5 Pokémon on the Bench at any one time. Any Pokémon in play other than the Active Pokémon must be put on the Bench.



## PLAYING THE GAME

Pokémon TCG games are fast and furious. Here's the summary to play right away!

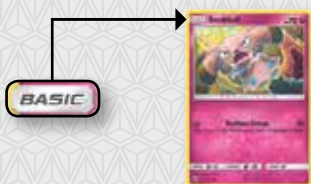
### HOW TO WIN THE GAME

You can win the game in 3 ways:

- 1 Take all of your Prize cards.
- 2 Knock Out all of your opponent's in-play Pokémon.
- 3 If your opponent has no cards in their deck at the beginning of their turn.

### SETTING UP TO PLAY

- 1 Shake hands with your opponent.
- 2 Flip a coin. The winner of the coin flip decides which player goes first.
- 3 Shuffle your 60-card deck and draw the top 7 cards.
- 4 Check to see if you have any Basic Pokémon in your hand.

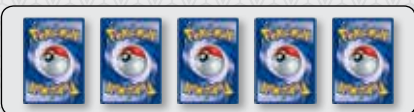


- 5 Put one of your Basic Pokémon face down as your Active Pokémon.





- 6** Put up to 5 more Basic Pokémon face down on your Bench.



- 7** Put the top 6 cards of your deck off to the side face down as your Prize cards.
- 8** Both players flip their Active and Benched Pokémon face up and start the game!



If you don't have any Basic Pokémon, what do you do? First, reveal your hand to your opponent and shuffle your hand back into your deck. Then, draw 7 more cards. If you still don't have any Basic Pokémon, repeat.



Each time your opponent shuffles their hand back into their deck because they had no Basic Pokémon, you may draw an extra card!

## PARTS OF A TURN

Each turn has 3 main parts:

- 1** Draw a card.
- 2** Do any of the following actions in any order:
  - A** Put Basic Pokémon cards from your hand onto your Bench (as many times as you want).
  - B** Evolve your Pokémon (as many times as you want).
  - C** Attach an Energy card from your hand to one of your Pokémon (once per turn).
  - D** Play Trainer cards (as many as you want, but only one Supporter card and one Stadium card per turn).
  - E** Retreat your Active Pokémon (only once per turn).
  - F** Use Abilities (as many as you want).
- 3** Attack. Then, end your turn.



## TURN ACTIONS

### 1 DRAW A CARD

Start your turn by drawing a card. If there are no cards in your deck at the beginning of your turn and you cannot draw a card, the game is over, and your opponent wins.

### 2 DO ANY OF THESE IN ANY ORDER:

#### A Put Basic Pokémon cards from your hand onto your Bench (as many as you want).

Choose a Basic Pokémon card from your hand and put it face up onto your Bench. Your Bench can hold up to 5 Pokémon, so you can only do this if there are 4 or fewer Pokémon on your Bench.



BASIC POKÉMON ON BENCH

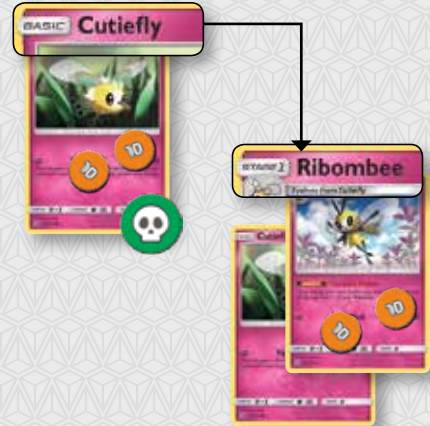




## B Evolve Pokémon (as many as you want).

If you have a card in your hand that says “Evolves from X,” and X is the name of a Pokémon you had in play at the beginning of your turn, you may play that card in your hand on top of Pokémon X. This is called “evolving” a Pokémon.

You may evolve a Basic Pokémon to a Stage 1 Pokémon or a Stage 1 Pokémon to a Stage 2 Pokémon. When a Pokémon evolves, it keeps all cards attached to it (Energy cards, Evolution cards, etc.) and any damage counters on it. Any effects of attacks or Special Conditions affecting the Pokémon—such as Asleep, Confused, or Poisoned—end when it evolves. A Pokémon cannot use the attacks or Abilities of its previous Evolution unless a card says so.



### Example:

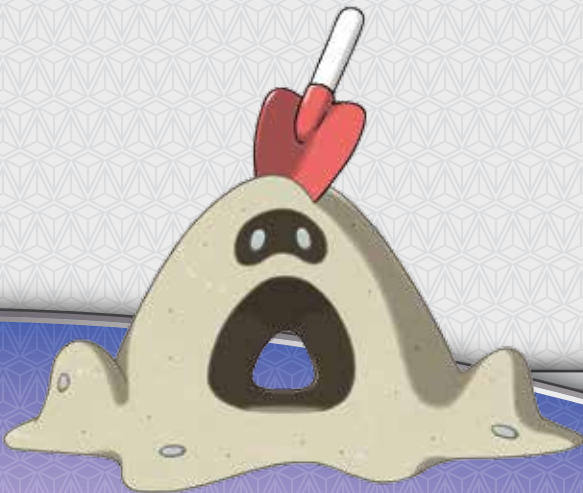
The Ribombee card in Susan’s hand reads, “Evolves from Cutiefly,” and Susan has a Cutiefly in play. She may play the Ribombee card on top of the Cutiefly card, keeping any damage counters and clearing all other effects.



**Evolution notes:** Neither player can evolve a Pokémon on its first turn in play. When you evolve a Pokémon, it means that Pokémon is new in play, so you can’t evolve it a second time the same turn! You can evolve any Pokémon you have in play, whether it’s Active or Benched. Finally, neither player can evolve a Pokémon on that player’s first turn unless a card says so.

## C Attach an Energy card to one of your Pokémon (once per turn).

Take an Energy card from your hand and put it under your Active Pokémon or one of your Benched Pokémon to indicate that this is Energy it can use. You can attach Energy just once each turn!



## D Play Trainer cards.

When you play any Trainer card, do what it says and obey the rule at the bottom of the card, and then put it in the discard pile. You can play as many Item cards as you like. Supporter cards are played like Item cards, but you can play only one Supporter card each turn.

Stadium cards have a few special rules:

- A Stadium card stays in play when you play it.
- Only one Stadium card can be in play at a time—if a new one comes into play, discard the old one and end its effects.
- You can't play a Stadium card if a card with the same name is already in play.
- You can play only one Stadium card each turn.



## E Retreat your Active Pokémon (once per turn).

On most turns, you probably will not retreat, but if your Active Pokémon has lots of damage counters on it, you might want to retreat it and bring out a Pokémon from your Bench to fight instead. You may also want to do this if you have a strong Pokémon on the Bench ready to battle!

To retreat, you must discard 1 Energy from your Active Pokémon for each ⚡ listed in its Retreat Cost. If no ⚡ are listed, it retreats for free. Then, you switch that retreating Pokémon with a Pokémon from your Bench. Keep all damage counters and all attached cards with each Pokémon when they switch. Pokémon that are Asleep or Paralyzed cannot retreat.

When your Active Pokémon goes to your Bench (whether it retreated or got there some other way), some things do go away—Special Conditions and any effects from attacks.

If you retreat, you can still attack that turn with your new Active Pokémon.

## F Use Abilities (as many as you want).

Some Pokémon have special Abilities they can use. Many of them can be used before you attack. Each Ability is different, though, so read carefully to see how each one works. Some work only if a condition is met, while others work all the time even without you using them. Be sure to announce which Abilities you are using so your opponent knows what you're doing.



Remember, Abilities aren't attacks, so you can still attack if you use an Ability! You can use Abilities from both your Active and Benched Pokémon.



## 3 ATTACK AND END YOUR TURN











When you are ready to attack, first make sure that you've done everything in step 2 that you want to do. Once you attack, your turn is over, so you can't go back later!

Attacking has three simple steps. Once you get it figured out, you'll be attacking like a pro in no time!



On the first turn of the game, the starting player skips this step. Once that player has done all their other actions, the turn will end. After that, each player attacks as normal. Think carefully if you want to go first or second!

### A CHECK the Energy attached to your Active Pokémon.


You need the right amount of Energy attached to a Pokémon for it to attack. For example, look at Litten. Its Bite attack costs , so you must have at least 1  Energy attached to Litten to use this attack. Next, its Flare attack costs  . You need at least 2 Energy attached to Litten to use Flare, and the  means you need to have 1  Energy attached. However, the  means that any type of Energy can be used for the second Energy.  will work, but so will , , or any other Energy type. Once you are sure you have the right Energy, announce which attack you are using.

This attack is called Bite

Litten needs 1  Energy attached to use this attack


Bite does 10 damage to your opponent's Active Pokémon

This attack is called Flare

Litten needs 2 Energy attached to use Flare: 1  Energy and 1 of any type of Energy

Flare does 20 damage to your opponent's Active Pokémon




What Energy would you need to use Vikavolt's Electro Cannon attack?  
That's right, 1  Energy and 3 Energy of any type!



You may see some attacks with this cost symbol. That means the attack has a cost of 0, and you can use it without any Energy attached to the Pokémon!




## B CHECK Weakness and Resistance of your opponent's Active Pokémon.

Some Pokémon have Weakness or Resistance to Pokémon of certain types, marked in the lower-left corner of the card. (For example, Rowlet has Weakness to  Pokémon.) If the attack does damage, your opponent's Active Pokémon takes more damage if it has Weakness to the attacker's type. It takes less damage from a Pokémon if it has Resistance to that Pokémon's type.



Don't apply Weakness and Resistance for Benched Pokémon!

## C PUT damage counters on your opponent's Active Pokémon.

When you attack, put 1 damage counter on your opponent's Active Pokémon for each 10 damage your Pokémon's attack does (written to the right of the attack name). In the example above, Litten's Bite attack does 10 damage. Then, Rowlet's Weakness of  $\times 2$  to  Pokémon makes that  $10 \times 2 = 20$  damage. So put 2 damage counters on Rowlet. If an attack says to do something else, be sure to do that, too!

Your attack is complete, so check to see if any Pokémon were Knocked Out by the attack. Some attacks can damage more than one Pokémon, and sometimes they can even damage the Attacking Pokémon! So, make sure to check every Pokémon that was affected by the attack.

If a Pokémon has total damage at least equal to its HP (for example, 5 or more damage counters on a Pokémon with 50 HP), it is Knocked Out. If a player's Pokémon is Knocked Out, that player puts it and all cards attached to it in the discard pile. That player's opponent takes 1 of their own Prize cards and puts it into their hand.

The player whose Pokémon was Knocked Out chooses a new Active Pokémon from their Bench. If your opponent can't do this because their Bench is empty (or for any other reason), you win the game! If your opponent still has Pokémon in play, but you just took your last Prize card, you also win the game!

## D Your turn is over.

Next, you take care of a few special things during the between-turns step.





## 4 BETWEEN-TURNS STEP

Before the game continues to the next player, take care of Special Conditions in this order:

1. POISONED
2. BURNED
3. ASLEEP
4. PARALYZED

Then, apply the effects of any Abilities (or anything else that a card states must happen between turns). After both players have done these things, check to see if any affected Pokémon were Knocked Out. Then, start the next player's turn!

## SPECIAL CONDITIONS

Some attacks leave the Active Pokémon Asleep, Burned, Confused, Paralyzed, or Poisoned—these are called “Special Conditions.” They can only happen to an Active Pokémon—when a Pokémon goes to the Bench, you remove all its Special Conditions. Evolving a Pokémon also removes its Special Conditions.

### Asleep

Turn the Pokémon counterclockwise to show that it is Asleep.


If a Pokémon is Asleep, it cannot attack or retreat. Between turns, flip a coin. If you flip heads, the Pokémon wakes up (turn the card right-side up), but if you flip tails, it stays Asleep.



### Burned

A Burned Pokémon takes damage between turns, but the condition might heal on its own. When a Pokémon is Burned, put a Burn marker on it. Between turns, put 2 damage counters on your Burned Pokémon, then flip a coin. If heads, remove the Special Condition Burned.

A Pokémon cannot have two Burn markers; if an attack gives it another Burn marker, the new Burned Condition simply replaces the old one. Make sure your Burn markers look different from your damage counters.



### Confused

Turn a Confused Pokémon with its head pointed toward you to show that it is Confused.

If your Pokémon is Confused, you must flip a coin before attacking with it. If heads, the attack works normally. If tails, the attack does nothing, and you put 3 damage counters on your Confused Pokémon.



## Paralyzed

Turn the Paralyzed Pokémon clockwise to show that it is Paralyzed.

If a Pokémon is Paralyzed, it cannot attack or retreat. Remove the Special Condition Paralyzed during the between-turns step if your Pokémon was Paralyzed since the beginning of your last turn.



## Poisoned

A Poisoned Pokémon takes damage between turns. When a Pokémon is Poisoned, put a Poison marker on it. Between turns, put a damage counter on your Poisoned Pokémon.

A Pokémon cannot have two Poison markers; if an attack gives it another Poison marker, the new Poisoned Condition simply replaces the old one. Make sure your Poison markers look different from your damage counters.



## Removing Special Conditions

Evolving a Pokémon or moving it to the Bench removes all Special Conditions. The only Special Conditions that prevent Pokémon from retreating are Asleep and Paralyzed. Since Asleep, Confused, and Paralyzed all rotate the Pokémon card, whichever one happened last to the Pokémon is the only one that is still in effect. Since Poisoned and Burned use markers, those don't affect other Special Conditions. An unfortunate Pokémon could be Burned, Paralyzed, *and* Poisoned all at the same time!





## POKÉMON LEAGUES AND TRAINER KITS

This is all you need to know to play the game! If you need more help, ask your local store for a Trainer Kit. This kit shows you and a friend how to play an entire game, start to finish!



Learn to play Pokémon games!  
Earn cool prizes!  
Battle against other players!

Ask your hobby store if they have a Pokémon League, or find one near you at [www.pokemon.com/locator](http://www.pokemon.com/locator).

Learn more at [www.pokemon.com](http://www.pokemon.com)



**PLAY!**  
**POKÉMON™**

## ADVANCED RULES

### FULL DETAILS OF TAKING A MULLIGAN

If either player has no Basic Pokémon in their opening hand, that player must take a mulligan. Here's how the timing works:

#### If both players have no Basic Pokémon in their opening hands:

Both players reveal their hands, then just start over as normal.

#### If only one player has no Basic Pokémon in their opening hand:

- 1** That player announces that they have a mulligan, then waits until the other player has finished setting up to play.
- 2** Then, the player with no Basic Pokémon reveals their hand and shuffles it back into their deck. The player keeps doing this until they get an opening hand with a Basic Pokémon, then proceeds as normal.
- 3** Then, the player who did not have to start over may draw a card for each extra mulligan their opponent took. For example, if both players took 2 mulligans, and then Player A took 3 additional mulligans, Player B may draw up to 3 cards. If any of those cards are Basic Pokémon, they may be put onto the Bench.
- 4** Then, reveal all Active and Benched Pokémon, and begin the game.





## WHAT COUNTS AS AN ATTACK?


Every attack has a cost and a name, and it might have a base damage and damage text. Most of the text on a Pokémon describes its attack, even if it doesn't do any damage.



For example, Corsola's Call for Family attack does no damage, but it's still an attack! Anything else is called an Ability or something else. For instance, Oranguru's Instruct Ability might let you draw cards, but it doesn't count as an attack.



Inkay's Ink Spit attack affects Call for Family, but not Instruct.



## FULL DETAILS OF ATTACKING

For most attacks, the order in which you do things doesn't really matter. However, for a complicated attack, here are the full steps:

- A** Look at your Pokémon and decide which attack to use. Make sure you have the correct Energy attached. Then, announce you are using that attack.
- B** If your Active Pokémon is Confused, check now to see if its attack does nothing. Also apply any effects that might alter or cancel the attack. For example, if an attack that was used against your Pokémon last turn says, "If the Defending Pokémon tries to attack during your opponent's next turn, your opponent flips a coin. If tails, that attack does nothing." (But remember—if an Active Pokémon moves to the Bench, all effects of attacks go away. So if your Active Pokémon has changed since your opponent used the attack in this example, you don't have to flip a coin.)
- C** Make any choices the attack requires you to make. For example, if an attack says, "Choose 1 of your opponent's Benched Pokémon," you would make that choice now.
- D** Do anything the attack requires you to do to use it. For example, you must flip a coin if an attack says "Flip a coin. If tails, this attack does nothing."
- E** Apply any effects that happen before damage, then place damage counters, and then do all other effects.

Figuring out how many damage counters to place is usually straightforward. However, if many things are changing the damage, follow these steps in this order:

- 1** Start with the base damage printed to the right of the attack. If an  $\times$ ,  $-$ , or  $+$  is printed next to it, the attack text will tell you how much damage to do. If an attack tells you to put damage counters on a Pokémon, you have no more calculations to do because damage counters aren't affected by Weakness, Resistance, or any other effects on a Pokémon. Just put those damage counters on the affected Pokémon!
- 2** Figure out damage effects on your Active Pokémon based on Trainer cards or any other relevant effects. For example, if your Pokémon used an attack last turn that said, "During your next turn, this Pokémon's attacks do 40 more damage (*before applying Weakness and Resistance*)," then add that in. Stop if the base damage is 0 (or if the attack does not do any damage at all). Otherwise, keep going.
- 3** Increase the damage by the amount next to your opponent's Active Pokémon's Weakness, if it has Weakness to your Active Pokémon's type.
- 4** Reduce the damage by the amount next to your opponent's Active Pokémon's Resistance, if it has Resistance to your Active Pokémon's type.
- 5** Figure out damage effects of Trainer or Energy cards, or other effects on your opponent's Active Pokémon. For example, if your opponent's Active Pokémon has an Ability that says "This Pokémon takes 20 less damage from attacks (*after applying Weakness and Resistance*)."
- 6** For each 10 damage of the final attack, put 1 damage counter on the affected Pokémon. If the damage is 0 or less, don't put on any damage counters!





## WHAT IF YOU SHOULD DRAW MORE CARDS THAN YOU HAVE?

If a card tells you to draw or look at more cards from your deck than you have left, draw or look at the cards you have and continue play as normal.

For example, if a card tells you to draw or look at the top 5 cards of your deck and you have only 3 cards left in your deck, draw or look at those 3. You lose if you cannot draw a card at the beginning of your turn, but not if you cannot draw one because a card told you to do so.

## WHAT IF BOTH PLAYERS WIN AT THE SAME TIME?

You win if you take your last Prize card or if your opponent has no Benched Pokémon to replace their Active Pokémon if it is Knocked Out (or otherwise removed from play). This makes it possible for both players to win at the same time.

If this happens, play Sudden Death. However, if you win in both ways and your opponent wins in only one way, you are the victor!

## WHAT'S SUDDEN DEATH?

In Sudden Death, you play a new game, but each player uses only 1 Prize card instead of the usual 6. Except for the single Prize card, treat the Sudden Death game like a whole new game! Flip a coin to see who goes first and set everything up as usual. The winner of this game is the overall winner. If the Sudden Death game also ends in Sudden Death, just keep playing Sudden Death games until somebody wins.

## WHAT DOES AND DOESN'T COUNT FOR A POKÉMON'S NAME?

- Some Pokémon cards have extra information after their name, such as a Level or a symbol like ♣. A Pokémon's name changes how you can evolve or play certain cards. Level is *not* part of a Pokémon's name:
  - ◆ Gengar, Gengar LV. 43, Gengar LV. 44, and Gengar LV.X all have the same name
- Symbols at the end of a Pokémon's name are part of a Pokémon's name:
  - ◆ Alakazam, Alakazam ♣, and Alakazam ☆ all have different names from each other
  - ◆ However, δ (Delta Species) is not part of a Pokémon's name. Aerodactyl and Aerodactyl δ (Delta Species) have the same name
- An owner or form name in a Pokémon's name is part of the Pokémon's name:
  - ◆ Meowth, Alolan Meowth, and Rocket's Meowth have different names

When you are building a deck, you can have only 4 copies of a card with the same name in it, except for basic Energy cards. If your deck has 1 each of Gengar, Gengar LV. 43, Gengar LV. 44, and Gengar LV.X, you can't put any more cards named Gengar in your deck! However, you could have 4 Meowth, 4 Alolan Meowth, and 4 Rocket's Meowth.

When evolving, the "evolves from" Pokémon name must match the Pokémon being evolved. So Graveler can evolve from Geodude, or Geodude LV. 12, but not Brock's Geodude.



## DECK BUILDING

When building most decks, you'll need to follow a few rules. One of the most important rules is that your deck must be exactly 60 cards; it can't be any more or less, even 59 or 61 cards!

Also, except for basic Energy, you can only have 4 cards with the same name in your deck. This means you can have only 4 cards called "Pignite" in your deck, even if they all have different attacks. Finally, your deck must have at least one Basic Pokémon in it.

Building your own deck can be challenging, but also a lot of fun. A League Leader at a Pokémon League can help you with some ideas. Another good idea is to find a theme deck you like and try modifying it. Remember to keep it at exactly 60 cards! If you're starting a whole new deck though, try these guidelines for starters:

- Pick one or two Energy types at most. Remember, most ⚡ Pokémon can use any Energy for attacks, so they can go in nearly any deck!
- To make sure you have enough Energy cards, try between 15 and 19 in your 60-card deck.
- Trainer cards are important, too. Cards like Ultra Ball and Professor's Letter can help you find exactly the cards you need! Around 13 to 20 Trainer cards is a good start
- Of course, you need Pokémon! The rest of your deck will be Pokémon. Remember, you need at least one Basic Pokémon in your deck. Collect your favorite Pokémon so you can have 4 copies of them in your deck to make sure you draw them as much as possible. And, if that Pokémon evolves, try to get 4 of each Pokémon in its Evolution chain as well!

Every deck is different and will fit your personality and personal strategy. Over time you'll find the numbers of Pokémon, Trainer, and Energy cards you like the best.





## APPENDIX A: PRISM STAR CARDS

Prism Star cards (denoted by a  $\diamond$  symbol) are powerful cards that come with a restriction: you can only have one copy of a Prism Star card in your deck. Unlike *ACE SPEC* cards, you can include Prism Star cards with different names in your deck, so you could have one Giratina  $\diamond$ , one Lunala  $\diamond$ , one Cyrus  $\diamond$ , and one Super Boost Energy  $\diamond$  in the same deck. They also have a unique rule—if a Prism Star card would go to the discard pile, you put it in the Lost Zone instead. Check out the glossary for more information on the Lost Zone!



## APPENDIX B: UNIDENTIFIED FOSSIL

The strange Item card Unidentified Fossil, introduced in *Sun & Moon—Ultra Prism*, can be played as a Basic Pokémon. It can evolve into any Fossil Pokémon that says “Evolves from Unidentified Fossil,” such as Cranidos or Shieldon.



## APPENDIX C: POKÉMON-GX

Pokémon-GX are powerful Pokémon with more HP and stronger attacks. Each one also has a super-powerful GX attack. You can't use more than one GX attack during an **entire game**, regardless of how many Pokémon-GX you play. Make sure you use that GX attack at the right strategic moment, because you only get one shot! The damage counter sheet includes a special GX marker to keep track of this—turn it face down once you've used up your GX attack for the game.




### SPECIAL RULES FOR POKÉMON-GX

The GX is part of a Pokémon-GX's name. Thus, Incineroar and Incineroar-GX have different names, and you can have up to 4 of each in your deck if you wish.



Notice that Primarina-GX evolves from Brionne. This means you can evolve Brionne into Primarina OR Primarina-GX—the choice is up to you! Also, Pokémon-GX have the same Evolution stages as most other Pokémon and follow the same rules. This means you can use a Basic Pokémon-GX as your starting Active Pokémon if you like!



This greater power comes with a greater risk: when one of your Pokémon-GX is Knocked Out, your opponent takes 2 Prize cards.





## APPENDIX D: ULTRA BEASTS

Ultra Beasts have invaded the Pokémon TCG! These unusual Pokémon-GX stand out with crimson colors instead of the typical blue GX colors, including a bar that denotes them as “Ultra Beast” Pokémon. Each one has a special GX attack that has something to do with Prize cards. Be on the lookout for these incredibly powerful Pokémon!



## APPENDIX E: ALOLAN POKÉMON



You'll find some familiar Pokémon with a new look in the Alola region! These are known as Alolan Pokémon.



Note that “Alolan” is part of the Pokémon’s name—this means that Alolan Persian can only evolve from Alolan Meowth, not from Meowth. Also, you can have up to 4 Persian and up to 4 Alolan Persian in your deck if you wish.

## APPENDIX F: DUAL-TYPE POKÉMON

Dual-type Pokémon are just like regular Pokémon, but they have two types at the same time. For example, Azumarill is both a ♡ Pokémon and a ♂ Pokémon, so any card that affects one of those types will affect Azumarill.

If a dual-type Pokémon attacks a Pokémon that has a Weakness or Resistance to either of its types, the attack's damage will be affected. And if the Pokémon has a Weakness to one of the types and Resistance to the other, remember to apply Weakness and then Resistance!



## APPENDIX G: BREAK EVOLUTION

BREAK Evolution is a special new kind of Evolution. A Pokémon BREAK keeps all the attacks and Abilities of its previous Evolution (plus its Weakness, Resistance, and Retreat Cost), but it gains extra attacks or Abilities, its HP changes, and it could even change type!



## SPECIAL RULES FOR POKÉMON BREAK

Just like GX, BREAK is part of a Pokémon BREAK's name. Thus, Raichu and Raichu BREAK have different names, and you can have up to 4 of each in your deck if you wish.

Pokémon BREAK are a new stage: BREAK. These cards count as Evolution cards, and all the normal rules for Evolution apply to Pokémon BREAK.





## APPENDIX H: ANCIENT TRAITS

Ancient Traits appear on certain Pokémon cards, right under the Pokémon's name. These Ancient Traits give the Pokémon special powers, so be sure you read each one carefully! Note that Ancient Traits are not attacks or Abilities, so cards that prevent those from being used won't affect Ancient Traits.



## APPENDIX I: TEAM FLARE HYPER GEAR

The name "Team Flare Hyper Gear" appears on special cards that you can use to mess with your opponent's plans. These are Pokémon Tool cards you attach to your *opponent's* Pokémon-EX. They have a negative impact on those Pokémon, making it harder for them to defeat you! Note that if the card is removed from the Pokémon for *any* reason, it goes to the discard pile of the player who originally played it.



## APPENDIX J: POKÉMON-EX

Pokémon-EX are powerful Pokémon that show off a Pokémon with more HP and stronger attacks than regular Pokémon, but there are risks to playing these powered-up Pokémon!

### SPECIAL RULES FOR POKÉMON-EX

The EX is part of a Pokémon-EX's name. Thus Yveltal and Yveltal-EX have different names, so you can have up to 4 of each in your deck if you wish.

When one of your Pokémon-EX is Knocked Out, your opponent takes 2 Prize cards.

Apart from this, Pokémon-EX play just like any other Pokémon card.



Also, Pokémon-EX can have a regular and a full-art rare Ultra version!





## APPENDIX K: MEGA EVOLUTION POKÉMON

Mega Evolution Pokémon represent a new peak of Evolution. These cards turn a Pokémon-EX into an even more powerful Pokémon! Knowing the right time to play these Pokémon will be key to your new strategies.

### SPECIAL RULES FOR MEGA EVOLUTION POKÉMON

Just like EX, the **M** (which stands for Mega) is part of a Mega Evolution Pokémon's name. Thus, Mega Venusaur-EX and Venusaur-EX have different names, and you can have up to 4 of each in your deck if you wish.



Notice that Mega Venusaur-EX evolves from Venusaur-EX. This means you can only evolve Mega Venusaur-EX from Venusaur-EX, not Venusaur! Also, Mega Evolution Pokémon are a new stage: MEGA. These cards count as Evolution cards, and all the normal rules for Evolution apply to Mega Evolution Pokémon.

There are 2 special rules for Mega Evolution Pokémon. Since they are still Pokémon-EX, when one of them is Knocked Out, your opponent takes 2 Prize cards. Also, when 1 of your Pokémon becomes a Mega Evolution Pokémon, your turn ends. Make sure you've done everything else you want to do on your turn before you play one of these powerful Pokémon!

Note that Primal Reversion Pokémon work just like Mega Evolution Pokémon, so the same rules apply!



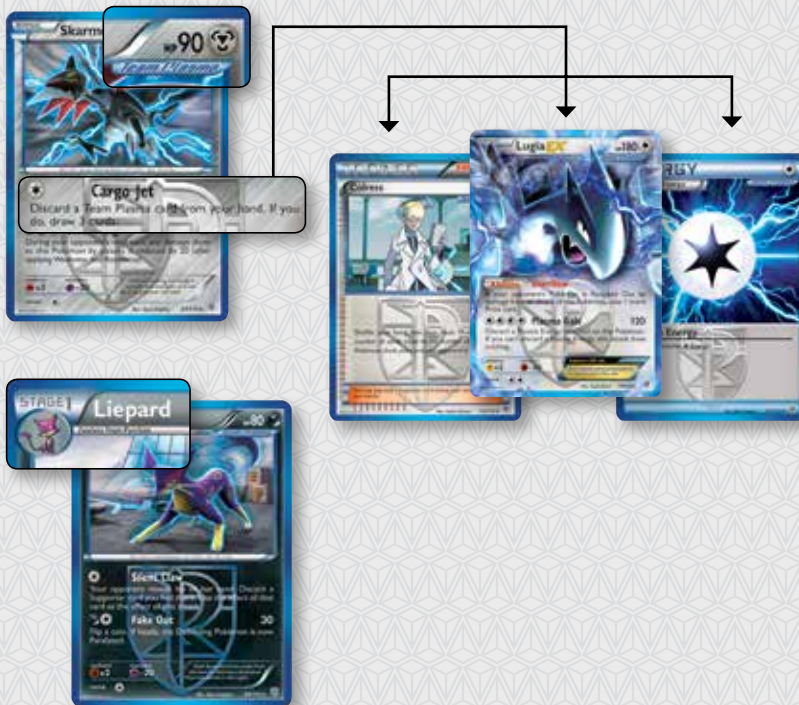


## APPENDIX L: TEAM PLASMA CARDS

Team Plasma cards—Pokémon, Trainer cards, and Energy—have a striking, unique look. You'll first notice the Plasma blue border, then you'll see the Team Plasma title. Finally, the villains' iconic shield appears in the text box.

Any card with this look is considered a Team Plasma card.

For Pokémon, Team Plasma is not part of the Pokémon's name. So if you have 4 Team Plasma Liepard in your deck, you can't have any more Liepard cards in your deck. Also, Team Plasma Pokémon evolve as normal. Team Plasma Liepard will evolve from Purrloin just like other Liepard.



## APPENDIX M: ACE SPEC TRAINER CARDS

*ACE SPEC* Trainer cards are so powerful that you can only have one in your deck. And that's not one of each: that's only one *ACE SPEC* card total in your deck. Be sure to assess all the *ACE SPEC* cards to decide which one will work best in your deck!




## APPENDIX N: RESTORED POKÉMON

Fossil Pokémon have their own special Stage: Restored Pokémon. As you can see, Omanyte is a Restored Pokémon, and has the rule “Put this card on your Bench only with the effect of Helix Fossil Omanyte.” This means exactly what it says: the only way to play Omanyte to your Bench is to play the Helix Fossil Omanyte Item card. If you look at Helix Fossil Omanyte, you’ll see exactly how you can get Omanyte into play. Once you do, Omastar works just like any other Stage 1 Pokémon—put it on top of Omanyte when you could normally play a Stage 1 Pokémon.



### KEY RESTORED POKÉMON NOTES

- If you have a Restored Pokémon in your hand, you cannot play it to your Bench unless you play an Item card and its effect tells you to.
- Restored Pokémon are not Basic Pokémon! Thus, you cannot play them as your Active or Benched Pokémon during setup. Also, you must still have at least one Basic Pokémon in your deck if you otherwise only have Restored Pokémon in your deck. Finally, Restored Pokémon are *not* Evolution cards.
- Cards or effects that refer to “Basic,” “Stage 1,” “Stage 2,” or “Evolution” cards don’t affect Restored Pokémon. For example, a card that says “Search your deck for a Basic Pokémon” can’t find this Restored Omanyte card. However, one that says “Search your deck for a Pokémon” can find Omanyte. Also, cards that affect unevolved Pokémon will affect Restored Pokémon.
- When playing with older Fossil Pokémon, the most important rules to follow are the “Evolves from” or “Put this card into play...” text. For example, Kabuto was printed in XY—*Fates Collide* as a Restored Pokémon, along with a Stage 1 Kabutops that evolves from it. Regardless of which Kabuto you have in play, you can evolve it into any Kabutops that says “Evolves from Kabuto.” This means you can evolve a Stage 2 Kabutops from a Restored Kabuto or a Stage 1 Kabutops from a Stage 1 Kabuto.





## GLOSSARY

**ABILITY:** An Ability is an effect on a Pokémon that is not an attack. Some will be active all of the time, while some you will need to choose to use. Read each Ability to make sure you understand exactly how and when it works.

**ACE SPEC TRAINER CARD:** A powerful Trainer card. You may only have one ACE SPEC Trainer card in your deck.










**ACTIVE POKÉMON:** Your in-play Pokémon that is not on the Bench. Only the Active Pokémon can attack.

**ANCIENT TRAIT:** Ancient Traits are special powers (like Ω Barrier or α Recovery) that appear on certain Pokémon cards, right under the Pokémon's name. They are not attacks or Abilities, so cards that prevent those from being used won't affect Ancient Traits.

**ATTACH:** When you take a card from your hand and put it on one of your Pokémon in play.

**ATTACK:** 1) When your Active Pokémon fights your opponent's Pokémon. 2) The text written on each Pokémon card that shows what it does when it attacks (a Pokémon can have several attacks on it).

**ATTACKING POKÉMON:** The Active Pokémon, as it performs an attack.

**BASIC ENERGY CARD:** A Grass , Fire , Water , Lightning , Psychic , Fighting , Darkness , Metal , or Fairy  Energy card.

**BASIC POKÉMON CARD:** A card you can play directly from your hand on your turn. See Evolution card.

**BENCH:** The place for your Pokémon that are in play but are not actively fighting. They come out and fight if the Active Pokémon retreats or is Knocked Out. When Benched Pokémon take damage, do not apply Weakness or Resistance.

**BETWEEN-TURNS STEP:** The part of each turn when the game shifts from one player to the other. Check Poisoned, Burned, Asleep, and Paralyzed at this step, and see whether any Pokémon are Knocked Out.

**BREAK EVOLUTION:** A special kind of Evolution. When a Pokémon evolves into a Pokémon BREAK, it keeps the attacks, Abilities, Weakness, Resistance, and Retreat Cost of its previous Evolution.

**BURN MARKER:** What you put on a Pokémon to remind you it is Burned. Remove the marker if the Pokémon is Benched or evolved.

**DAMAGE:** What usually happens when one Pokémon attacks another. If a Pokémon has total damage greater than or equal to its Hit Points, it is Knocked Out.

**DAMAGE COUNTER:** A counter put on your Pokémon to show it has taken 10 damage. It stays on your Pokémon even if the Pokémon is Benched or evolved. Although 50- and 100-damage counters are sometimes used for convenience, if a card refers to a "damage counter," it means the standard 10-damage counter.

**DEFENDING POKÉMON:** The Pokémon that receives an attack.

**DEVOLVE:** Certain cards can devolve an evolved Pokémon, which is the opposite of evolving your Pokémon. When a Pokémon is devolved, it also loses Special Conditions and any other effects.

**DISCARD PILE:** The cards you have discarded. These cards are always face up. Anyone can look at these cards at any time.

**DUAL-TYPE POKÉMON:** A Pokémon that has two types at the same time.

**ENERGY CARD:** Cards that power your Pokémon so they can attack. See basic Energy card.

**EVOLUTION CARD:** A card you play on top of a Basic Pokémon card (or on top of another Evolution card) to make it stronger.

**EVOLVED POKÉMON:** A Pokémon in play that has another Pokémon under it.



**FOSSIL TRAINER CARDS:** A special kind of Trainer card that acts like a Basic Pokémon when put into play. When a Fossil Trainer card is in your hand, deck, or discard pile, it is not considered a Basic Pokémon.

**GX ATTACK:** A powerful kind of attack. Only Pokémon-GX have GX attacks. A player can't use more than one GX attack in a game.

**GX MARKER:** A reminder tool sometimes included with the damage counter sheet. When you use your GX attack for the game, turn your GX marker face down.

**HIT POINTS (HP):** A number every Pokémon has, telling you how much damage it can take before it is Knocked Out.




**IN PLAY:** Your cards are in play when they are on the table. Basic Pokémon cards, Evolution cards, and Energy cards cannot be used unless they are in play. (Your deck, your discard pile, and your Prize cards are not in play, but your Benched Pokémon are.)

**ITEM CARD:** A type of Trainer card. Follow the instructions on the card and then discard it.

**KNOCKED OUT:** A Pokémon is Knocked Out if it has damage greater than or equal to its Hit Points. That Pokémon goes to the discard pile along with all cards attached to it. When one of your opponent's Pokémon is Knocked Out, take one of your Prize cards.

**LOST ZONE:** Cards sent to the Lost Zone are no longer playable during that game. Put them face up anywhere out of play.

**MEGA EVOLUTION POKÉMON:** A very powerful kind of Pokémon-EX with an additional drawback: when one of your Pokémon becomes a Mega Evolution Pokémon, your turn ends.

**OWNER:** A Pokémon with a Trainer's name in its title, such as Brock's Sandshrew or Team Rocket's Meowth. Cards with , , , **C**, or **FB** do NOT count as "Owner" cards.

**POISON MARKER:** Object put on a Pokémon to remind you it is Poisoned. Remove the marker if the Pokémon is Benched or evolved.

**POKÉ-BODY:** An effect that is active as soon as that Pokémon is in play and lasts until the Pokémon leaves play.

**POKÉ-POWER:** A once-per-turn power on Active and Benched Pokémon you must choose to use. Most Poké-Powers are turned off if the Pokémon has a Special Condition.

**POKÉMON:** The colorful characters that fight for you in the Pokémon Trading Card Game. They are represented in the game by Basic Pokémon and Evolution cards.




**POKÉMON-EX:** Pokémon-EX are a stronger form of Pokémon with a special drawback: when your Pokémon-EX is Knocked Out, your opponent takes two Prize cards instead of one.

**POKÉMON-GX:** Pokémon-GX are a stronger form of Pokémon with a special drawback: when your Pokémon-GX is Knocked Out, your opponent takes two Prize cards instead of one. Each Pokémon-GX has a powerful GX attack.





**POKÉMON LEGEND:** Special double cards that showcase powerful Legendary Pokémon. Both cards must be played together at the same time.

**POKÉMON LV.X:** Stronger versions of a regular Pokémon, put on top of the regular Pokémon of the same name and adding extra abilities to the original Pokémon.

**POKÉMON POWER:** A special ability some Pokémon have. Pokémon Powers are divided into two categories: Poké-Power and Poké-Body. They always include the words "Poké-Power" or "Poké-Body" so you can tell they are not attacks.

**POKÉMON SP:** A special Pokémon trained by a particular Trainer, with a symbol in its name to show its owner. A Zapdos  card has a different name from a Zapdos  is a Team Galactic's Pokémon and the  is part of the name.

**POKÉMON TOOL:** A special kind of Trainer card (an Item) you can attach to your Pokémon to help you. Each Pokémon can have only 1 Pokémon Tool attached at any time.

**PRISM STAR  CARD:** A powerful kind of card with a couple of special rules.  cards can be Pokémon, Trainer cards, or Special Energy. You can't have more than one  card with the same name in your deck. If a  card would go to the discard pile, put it in the Lost Zone instead.

**PRIZE CARDS:** The 6 cards you put face down while setting up to play. Every time one of your opponent's Pokémon is Knocked Out, you take 1 of your Prize cards and put it into your hand (or 2 Prize cards, for a Pokémon-EX or a Pokémon-GX). When you take your last Prize card, you win!

**RESISTANCE:** A Pokémon with Resistance takes less damage when attacked by Pokémon of a certain type. The amount of Resistance is printed next to the type(s) of Resistance a Pokémon has, if any.

**RESTORED POKÉMON CARD:** A card you play with the associated fossil Item card.

**RETREAT:** When you switch your Active Pokémon with one of your Benched Pokémon. To retreat, you must discard Energy from the retreating Pokémon equal to the Retreat Cost of the Pokémon. This cost appears in the lower right-hand corner of the card. You can only retreat once per turn.

**SPECIAL CONDITIONS:** Asleep, Burned, Confused, Paralyzed, and Poisoned are called Special Conditions.

**STADIUM CARD:** A type of Trainer card that is similar to an Item card but stays in play after you play it. Only one Stadium card can be in play at a time—if a new one comes into play, discard the old one and end its effects. You can play only one Stadium card each turn.

**SUDDEN DEATH:** Sometimes both players win at the same time. In this case, you play a short game called "Sudden Death" (use only 1 Prize card each instead of 6).

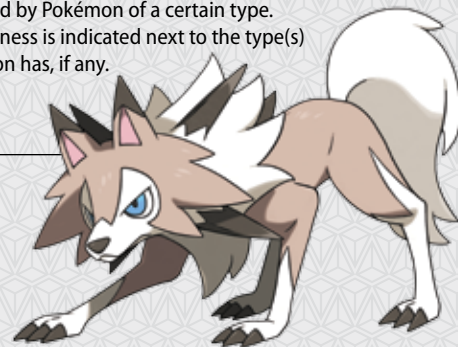
**SUPPORTER CARD:** A Trainer card similar to an Item card. You can play only one Supporter card each turn.

**TECHNICAL MACHINE:** A kind of Trainer card (an Item) you can attach to your Pokémon. When attached, your Pokémon can use the Technical Machine attack as its own. Technical Machine cards remain attached unless the card text says otherwise.

**TRAINER CARD:** Special cards you play to gain advantages in the game. See Item card, Stadium card, Supporter card.

**TRAINERS' POKÉMON:** Pokémon with Trainers' names in their titles, like Brock's Sandshrew. You cannot evolve a regular Sandshrew into Brock's Sandslash, and you cannot evolve a Brock's Sandshrew into a regular Sandslash. This is because "Brock's" is part of the name.

**WEAKNESS:** A Pokémon with Weakness takes more damage when attacked by Pokémon of a certain type. The effect of the Weakness is indicated next to the type(s) of Weakness a Pokémon has, if any.



## CREDITS

### Original Japanese Game

**Executive Producer:** Tsunekazu Ishihara

**Producer:** Yuji Kitano

**Original Game Design:** Tsunekazu Ishihara, Kouichi Ooyama, and Takumi Akabane

**Game Development:** Creatures Inc.

**Game Director:** Atsushi Nagashima

**Art Director:** Kenichi Koga

**Special Thanks To:** Satoshi Tajiri, Ken Sugimori, Junichi Masuda, Takao Unno, GAME FREAK inc., and Milky Isobe

### English-Language Version

**The Pokémon Company International**

**Producer:** Kenji Okubo

**Director of Production:** Richard Simpson

**Product Development:** Yasuhiro Usui and Jim Lin

**Production Coordination:** Russ Foster and Jay Moon

**Game Development:** Dylan "ExoByte" Mayo and Kyle Sucevich

**Project Coordination:** Mikiko Ryu, Yoshi Uemura, Noriko Tseng, and Jen McNulty

**Translation:** Ben Regal and Bryson Clark

**Theme Deck Development:** Mike Fitzgerald

**Rulebook Writing:** TPCI Editing Staff and Dylan "ExoByte" Mayo

**Editing:** Hollie Beg and Wolfgang Baur

**Design Direction:** Chris Franc

**Graphic Design (Creative):** Doug Wohlfeil, Adam Law, Kumi Okada, Cara Weiss, and Anupa Patel

**Graphic Design (Card Localization):** Bridget O'Neill, Ginny Baldwin, and David Bennett

**Graphic Design (Logos):** Adam Law

**Special Thanks To:** Creatures Inc., The Pokémon Company, and The Pokémon Company International

### Need Help Playing a Game?

For gameplay help, strategies, rulings, or tournament information, visit our website at:

[www.pokemon.com](http://www.pokemon.com)

For other general customer service issues:

[www.pokemon.com/support](http://www.pokemon.com/support)

Phone: 1-425-336-5036

**The Pokémon Company**  
**INTERNATIONAL**

©2018 Pokémon. ©1995–2018 Nintendo / Creatures Inc. / GAME FREAK inc. TM, ®, and character names are trademarks of Nintendo.